

Big Lake Country Fair



2025

Friday, August 15th 2025

Exhibits Accepted 4:30 - 8:00 pm

(No entries will be accepted on Saturday)

Saturday, August 16th 2025

Exhibit Judging 9:30 - 12:00

Softball Game 10:00

Vendors Market 10:00

Concession Opens (Breakfast snacks & drink)..... 10:30

Square Dancing 10:30

Games (something for everyone) 11:30–2:30

Exhibition Hall Open To Public 12:00–3:00

Family Bingo 12:00–2:00


Logger Sports 1:00

Live Music Afternoon

Exhibits Removed 3:00

Auction 3:30

Our Awesome Cover Photographs



The photographs used in the front and back covers were submitted by:

Leona Osterveen

Pat Griffin

Sherri Baker

Contents

	Page
Schedule of Events.....	2
Meet the Committee.....	4
Prize List.....	5
How to Enter / Register	6-7
General Rules and Tips for Exhibitors.....	8
Points and Prizes.....	10
Section 1—Children.....	12-14
Section 2—Flowers and Plants	15-16
Section 3—Fruits and Vegetables	17-18
Special Category—Team Scarecrow.....	20
Entry form for Team Scarecrow	21
Section 4—Domestic Science (canning, etc.)	23-24
Section 5—Home Baking	26-28
Section 6—Needlework and Sewing	30-33
Section 7—Arts and Crafts	34-35
Section 8—Photography	37
List of Advertisers	39
Community Groups and Clubs.....	40-41
Exhibit Tags (also available as handout).....	handout
Colouring Page (Section 1—Class 104).....	handout
Registration (Entry) Form.....	handout



FAIR COMMITTEE

Cyndie James – Chairperson **Vendors** — Cyndie James
Marianne Woods & Christine Dymont — Judges & Conveners
Leanne Schiemann & Carol Ashby — Exhibit Registration
Elaine Phipps & Karen Stubitsch & Tonia Demers — Advertising
Karen Stubitsch — Children's Games & Events
Katrina Funk & Donna Shepherd — Scoring & Ribbons
Cyndie James & Andrea MacDonald — Music
Dawn Sutter — Concession
Betty Moore — Booklet & Website



Committee

Contact info :

info@biglakecountryfair.ca



**Facebook
Event:**

Big Lake Country Fair



Province of British Columbia

Sheldon Clare, M.A., M.L.A.

Prince George-North Cariboo

Legislative Office:
Room 201, Parliament Buildings
Victoria, BC V8V 1X4
Telephone: 250 387-3507

Constituency Office:
#401 410 Kinchant Street
Quesnel BC V2J 7J5
Telephone: 1 866-991-0296
250 991-0296

Email: Sheldon.Clare.MLA@leg.bc.ca



**Delicious,
Freshly Made
Juices and
Smoothies,
Home-made
Salads, Wraps,
Soups, and
Snacks.**



**Dairy Free, Sugar Free,
and Gluten Free options.**

102 - 41, 7th Ave. North Williams Lake
778-412-2112 / mandysmashin24@gmail.com

Like us on
facebook



Prize List

Adult Grand Aggregate

Wood Bench



Raffle

Crazy Quilt
Artisan cutting board
Garden themed wood planter

Initiative Prize

Awarded by random draw. Each exhibit entered will receive an entry slip for this prize draw.

(Adult) Bird House
(Children) Gift Basket

Special Category 357

Team Scarecrow
Jackpot Prize

Children's Grand Aggregate

\$50 Gift Certificate

Prize and Award Sponsors

Wood Bench

\$50 Gift Certificate

Novelty Bird House

Initiative Gift Basket

Raffle Quilt

Raffle Garden Themed Planter

Raffle Artisan Cutting Board

Scarecrow Jackpot Prize

Brian Torgalson

Realm of Toys

Lea Hengstler

Collection of sponsors

Donated by Karen Piffko

Made and donated by Ray Bruniski

Made and donated by Mark Wilkie

Proceeds from Category Entrance Fee

HOW TO ENTER

Exhibitors will NOT be permitted in the hall Friday night. If your exhibit requires special set-up, please obtain prior permission from Cyndie James 250-243-2143.

ENTRY FORM

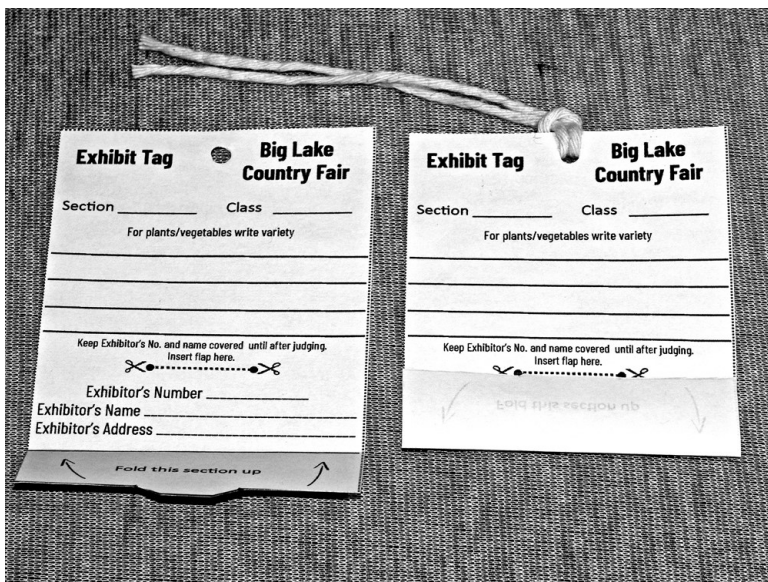
Each exhibitor must submit an entry form. Children may enter the Adult classes by submitting a separate form. Total the number of exhibits and calculate the entry fee. The entry fee is \$1.00 per adult exhibit and 50¢ for children's categories.

EXHIBIT TAG

An exhibit tag must be attached to each entry. Exhibit tags should be obtained and filled out in advance. Tags are also available online at: www.biglakecountryfair.ca or in person at Big Lake Store, Big Lake Library, Likely Library, and Valley General Store in Likely. It is important that you fill out this tag correctly and remember that if donating the item for the Country Fair Auction, please check the box indicating you are donating the item.

Read the program carefully for any other requirements. Section 1 entries MUST include the age of the child on the exhibit tag. BE CAREFUL! If your exhibit tag is not filled out correctly, your exhibit may be disqualified.

Fold the bottom of the exhibit tag so that your name and exhibitor number are covered and slide tab through the cut out slot. See picture below.



REGISTERING

Bring the completed entry form, the entry fees, and the tagged exhibits to the registration desk at the Big Lake Community Hall on Friday, August 15th between 4:30 and 8:00 pm. To pre-register and obtain your Exhibitor's Number early call Cyndie James 250-243-2143 (this saves time on Friday). ***No entries will be accepted on Saturday.***

Entry forms and exhibit tags will be available at the registration desk. However, to avoid confusion and misunderstanding, we strongly urge you to prepare the entry form and exhibit tags in advance. While we encourage summer residents and visitors to participate in our fair, we ask that all entries be delivered in person by the exhibitor, except in special circumstances.

EXHIBITS AND PRIZE MONEY

Note that no exhibit may be removed from the Hall before 3:00 p.m. Saturday, August 16th, 2025.

DISPLAY ONLY

We encourage you to bring items of interest for display purposes (i.e. antiques, quilts, hand crafts, needlework, etc.). These items are not entered in the fair competition. Clearly state **DISPLAY ONLY** on exhibit tag. There is no fee for display only entries.



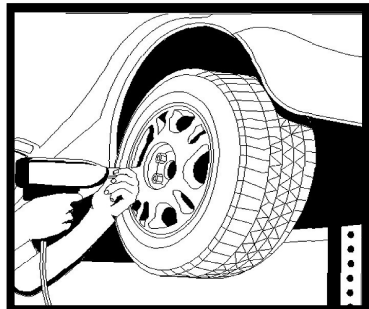
Roger Mayer

2960 Swan Road

Big Lake Ranch, BC

- ✓ **Cars**
- ✓ **Trucks**
- ✓ **Farm Equipment**
- ✓ **Tire Service**

(up to 18 inch tires)



GENERAL RULES

ENTRIES

The entry fee for Section 2-8 is \$1.00 per entry. The child entry fee (for Children's Section 1 classes) is 50¢ per entry. All entries must be the work of the exhibitor. The exhibitor's name must not appear on the exhibit. Except for potted plants, entries must not have been previously exhibited in the Big Lake Country Fair. Children may enter only one age class immediately above their age class but not under their age class. Exhibits entered in the wrong classes may be disqualified at the time of judging. All exhibits must be displayed with the attached exhibit tag until 3:00 p.m. Saturday, August 16th 2025. No exceptions. Exhibits may not be priced or sold while on display.

Please Read the Rules at the Beginning of Each Section

JUDGING

Judging of the exhibits will take place on Saturday, August 16th 2025 from 9:30 a.m. to 12:00 p.m. Only the judges, conveners and committee members will be allowed in the hall during judging. If there are three or more items entered for which there is no class, a new class may be created by the judges. New classes may be created at the discretion of the judges.

Flowers, fruits and vegetables must be correctly named in variety, or points will be lost. It is the responsibility of the exhibitor to record variety names on the exhibit tags. Fruits, vegetables and domestic science exhibits will be judged according to the "Standards of Perfection" set out by the Ministry of Agriculture.

In the absence of competition in a class, the judges may or may not give awards. After completion of judging, exhibit tags will be opened to reveal the exhibitor's name.

MISCELLANEOUS

Groups, clubs and associations are not eligible to win, except as otherwise noted. Every care will be taken with the exhibits, however, the organizers will not be liable for any exhibitor's loss due to fire, theft, accident or negligence of other exhibitors, officials, spectators, or otherwise howsoever.

No claim for injury to any person or property shall be asserted or suit instituted, or maintained against the organizers, the Big Lake Community Association, to their Agents, by, or on behalf of any visitor, exhibitor, or any person, firm or corporation or their agents, representatives, servants or employees having license, privilege, to visit or exhibit on the grounds.

The organizers reserve the right to refuse anyone entry.

Locally
Owned &
Operated



Professional
Reliable
Fast

We Are Proud Of Our Quality and Service Since 1977

Gravel

Topsoil

UNI-



#1

**Volume Supplier Of Screened &
Crushed Products In The Cariboo**

250 791-5295

1-800-568-8846

Tatton Stn. R. 108M

250 392-3443

1-888-311-5511

245 Hodgson Rd.

250 992-7281

1-888-992-7281

Carson Pit Rd

**3 Locations to
Serve You!**

www.unitedconcrete.ca

POINTS AND PRIZES

Points and prize money will be awarded as follows:

- Prizes will be awarded for Grand Aggregate Adult and Grand Aggregate Child. Prize money must be picked up by 4:30 p.m., Saturday, August 16th 2025. Prize money that is not claimed at this time will be donated to the Big Lake Country Fair.
- The INITIATIVE PRIZES are awarded by random draw. Each exhibit entered entitles the exhibitor to one chance in this prize draw.

As always, donation of your ribbons for use in the next Big Lake Country Fair is always appreciated.

Section 1 (Children's) Points / Money Award

FIRST 3 points...\$1.00 **SECOND** 2 points.....75¢ **THIRD** 1 point.....50¢

Section 2-8 (Adult) Points / Money Award

FIRST 3 points...\$1.50 **SECOND** 2 points.....\$1.00 **THIRD** 1 point.....50¢

GENERAL TIPS FOR EXHIBITORS

These tips are provided to help exhibitors prepare entries for the exhibition. The information has been taken from publications by the Ministry of Agriculture and the Women's Institute.

If, after reading these tips, the Big Lake Country Fair General Rules and the rules at the beginning of each section, you still have questions, please contact a member of the Country Fair Committee. (See Table of Contents for location in this book.)

1. Study the program carefully. Mark the classes you expect to compete in.
2. Read the Rules of the Fair and follow instructions precisely. More mistakes are made from carelessness in this respect than any other. The object of the rules is to make competition equal and fair. Note the time, day and place to enter exhibits.
3. Exhibit exactly the number of items or specimen called for in the program. Too many or too few may result in the disqualification of the exhibit. It is advisable to have a few extras in reserve in the event of damage in transport or during the setup of the exhibit.
4. Failure to follow the rules may result in the loss of points or disqualification by the judges.
5. "Original" means "first of it's kind". Merely changing a design or recipe does not constitute "originality". Contact Fair Committee person if in doubt.



Surplus Herby's

The Craziest Store In Town!

KAMLOOPS

248 Tranquille Rd
1-800-665-4533

WILLIAMS LAKE

527 Mackenzie Ave
1-800-661-5188

VERNON

3325 31st Ave
1-800-663-2887

PRINCE GEORGE

1175 2nd Ave
1-855-283-8150

- Fishing Gear
- Camping Equipment
- Closeout Merchandise
- Housewares/Grocery
- Hardware & Foam
- Military Surplus

Find us on

facebook



*Trust me, I'm not
your average
dummy!*

VALID ANYTIME *
NO CASH VALUE
LIMIT 1 COUPON PER
PURCHASE PER CUSTOMER



\$10 Herby Bucks!

for your next regular priced
purchase of \$40 or more

www.surplusherbys.com

SECTION 1 - CHILDREN

RULES

- Children's entries will be judged in three age groups. Please record the child's age on the exhibit tag and the entry form.
- Children may enter their age group and only one age class over their age group, but not under. Exhibits will be judged according to the class entered, not the exhibitors age.
- Only ONE ENTRY PER CLASS per exhibitor.
- Only teens can enter the adult classes. Points awarded for adult class entries will not be included in Section 1 point totals; however will count for the Grand Aggregate.
- Entries must not have been previously exhibited in the Big Lake Country Fair.
- Please note that no one will be permitted to enter the hall Friday night.
- Home Baking must be displayed on paper plates.
- Photographs must be 4" x 6" (10cm X 15cm) or larger (excluding matting) and must be individually mounted on poster paper. No framed prints will be accepted.
- The Grand Aggregate Prize will be awarded to the highest point winner over all age groups.

IMPORTANT - Read the GENERAL RULES and TIPS


PRE-SCHOOL DIVISION: AGE 6 AND UNDER

101	Flower arrangement (done by the child)
102	Vegetable creation - person or animal
103	Rice crispy creation - any
104	Colouring (coloured with crayons, pencil crayons or felts). Picture available at the Big Lake library, Big Lake Store, or www.biglakecountryfair.ca
105	Sculpture - any, with play-dough, fimo, etc.
106	Block construction (e.g. lego, duplo, megablocks). Original design by the child
107	Popsicle stick creation (maximum 12" / 30 cm high) Glue may be used
108	Best collection from nature - minimum 8, maximum 12
109	Mud pie - in a foil pie plate
110	Pet rock
111	Something new from something old

SECTION 1 - CHILDREN (continued)

PRIMARY DIVISION: AGES 7 to 11

112	Flower arrangement (done by the child)	120	Color Photograph - taken by child, must be 4"X6" (10cmX15cm) matted
113	Vegetable creation - person or animal	121	Something new from something old
115	Drawing - (any medium—eg: pencil , pencil crayon, paint, felts)	122	Best Printing - Print the following quote by Babe Ruth - "Never let the fear of striking out stop you from playing the game."
117	Sculpture (any medium — eg: play-dough, fimo, etc.)	124	Decorated cookie - 4"X6" (10cmX15cm) approximate size
118	Block construction with lego, megablocks, etc. Original design by the child	127	Needlework or sewing
119	Best Collection—minimum 8, maximum 12	128	Bracelet—(example friendship or other)





NEIGHBOURHOOD ICE CREAM SHOPPE

CUPS


CONES

CAKES

and
MORE...

Mon-Sun 12-8pm

289 3rd Ave N. Williams Lake
250-305-4340



Sample of colouring page:

Full size page available where you obtain Country Fair books or from our website:


www.biglakecountryfair.ca



SECTION 1 - CHILDREN (continued)

TEEN DIVISION: AGES 12 & up

134	Flower arrangement
135	Cookies, any kind - qty 6
136	Drawing or painting
137	T-Shirt embellishment – tie dye, bedazzle, etc.
138	Woodworking - any article
139	Bead work - any article
140	Best collection - minimum 8, maximum 20
141	Color photograph - taken by child, must be 4"X6" (10cmX15cm) matted
142	Arts and crafts - any other
143	Something new from something old
144	Poem or story - 1 page creative writing (<i>may be typed or hand written/printed</i>) If you had to give away \$1000, what would you do with it, or who would you give it to?





HALLS ORGANICS INC
 107 Falcon Road Williams Lake BC V2G 5G7

Sam Om

Phone 250-398-2899 Cell 778-267-8885
sales@hallsorganics.ca sam.om252@gmail.com

SECTION 2 - FLOWERS AND PLANTS

RULES

- Except for flower arrangements, an exhibitor may enter a class more than once, clearly naming the variety of each entry. Flower arrangements are limited to one entry per class.
- Cut flowers must be displayed in suitable containers. Oasis and other materials may be used inside to show the flowers to their best advantage.
- Cut flowers may be a variety of colours.
- Flowers that grow in clusters on a single stem (e.g. sweet peas) or in spikes (e.g. snapdragons) should be entered as 5 stems or 5 spikes rather than 5 blooms.
- Floral arrangements may be in any suitable container. Decorations are not permitted unless indicated.

IMPORTANT - Read the GENERAL RULES and TIPS



Grassland
EQUIPMENT LTD
WILLIAMS LAKE & VANDERHOOF, BC

(250) 392-4024
600 11 Ave North
Williams Lake



NEW HOLLAND

0% Financing O.A.C.



NEW HOLLAND

CONSTRUCTION

No Farmers ~ No Future ~ Eat Beef ~ Drink Milk

SECTION 2 - FLOWERS AND PLANTS (continued)


CUT FLOWERS

201	Dahlia - 1 bloom
202	Gladiolus - 1 spike with at least 5 fully open blooms
203	Lily - 1 spray with at least 2 fully open blooms
204	Roses - 1 spray w/at least 1 fully open bloom. Hybrid tea roses may be 1 perfect bloom.
205	Pansies - qty 5 blooms
206	Sweet peas - qty 5 stems
208	Annual, any one kind - qty 5 blooms/stems-spikes, labeled
209	Perennial, any one kind - qty 5 blooms/stems-spikes, labeled
210	Garden flowers / wild flowers, mixed - qty 5 different blooms/stems/spikes in one container, labeled

FLOWER ARRANGEMENTS - ONLY ONE ENTRY PER CLASS

221	Wild Thing - a flower arrangement with/without greenery, must be gathered from nature
222	"It's a Small Small World" - a miniature cut flower arrangement. Max 5" (30cm) height
225	Potted plant, flowering
226	Potted plant, non-flowering
227	Cactus - 1 or more varieties
228	Succulent - 1 or more varieties

Potted House Plants - Flowering plants not currently in bloom should **not** be entered as non-flowering plants (Section 226).




What do you call it when worms take over the world?

Global worming!

SECTION 3 - FRUITS AND VEGETABLES

RULES

- An exhibitor may enter a class more than once. Each entry must be identified by variety.
- Fruits may be a domestic or wild variety.
- Vegetables may be of a garden or greenhouse variety and must be grown by the exhibitor on their premises.
- Each entry must be displayed on a paper plate.
- All entries should be clean and fresh.
- Fruits and vegetables will be judged according to the Standards of Perfection set out by the Ministry of Agriculture.



TIPS FOR EXHIBITORS

- The most important thing about fruits and vegetables is the quality. They should be at their peak of perfection, not past their prime or under-matured.
- Uniformity of size, form, colour and quality is important. For example, two different size heads of cabbage as one entry will lose points.
- Variety names must be written on the exhibit tag by the exhibitor, or points will be lost. (At planting time, keep a record of the variety names that you have in your garden.)
- Every fruit and vegetable should be properly trimmed and should appear attractive.
- Potatoes should not be washed, only brushed lightly.
- All other root vegetables should be washed (but not scrubbed) and the tops removed to one-half inch.
- Lettuce should be washed and the roots removed. Trim away the outside leaves.
- Tomatoes and cucumbers should be exhibited with the blossom ends and stems removed.
- Green bunching onions should have loose skin removed and roots trimmed to one-half inch.
- Larger onions should have roots and tops removed and no thick-necked specimen entered.
- Broccoli entries should be two center heads, trimmed to 7 inches in length.
- Rhubarb stalks should be approximately 18 inches in length with tops trimmed and base of stalks left intact.

SECTION 3 - FRUITS AND VEGETABLES (continued)

FRUITS

301	Raspberries - qty 12 fruits	304	Haskap or blueberry - qty 6 fruits
302	Rhubarb - qty 6 stalks	305	Collection of fruit - qty 3 or more varieties not previously named
303	Strawberries - qty 6 fruits		

VEGETABLES

311	Beans, climbing - qty 6 pods	326	Peas, pod - qty 6 pods
312	Beans, bush - qty 6 pods	327	Peas, sugar snap - qty 6 pods
313	Beets - qty 2 roots	328	Peppers (sweet) - qty 2 fruits
314	Broccoli - 1 head	329	Peppers (hot) - qty 2 fruits
315	Cabbage, green - 1 head	330	Potatoes - qty 3 tubers
316	Cabbage, red - 1 head	331	Radish - qty 6 globes
317	Carrots - qty 3 roots	332	Squash - any type - qty 2 fruits
319	Cauliflower - 1 head	333	Swiss chard - any type - 1 plant
320	Cucumbers, slicing - qty 2 fruits	334	Tomatoes, cherry - qty 5 fruits
321	Lettuce, head - 1 head	336	Tomatoes - qty 3 fruits
322	Lettuce, leaf - 1 plant	337	Turnips, swede (rutabaga) - qty 2 roots
323	Onions, cooking (red, yellow, white or brown) - qty 2 bulbs	338	Garlic - qty 2 heads

COLLECTIONS AND MORE

352	Collection of herbs - qty 3 or more varieties, identified	354	Largest head of cabbage
353	"Freak of Nature" vegetable	355	Largest zucchini



KORNAK & HAMM'S
PHARMACY



366 Yorston Street, Williams Lake, BC

250-398-8177




MARGETT'S MEAT MARKET

Beef - Pork - Home Smoked Sausage
Lamb - Seafood - Fish

WHOLESALE MEATS - RETAIL MEATS

Custom Cutting of
Beef - Pork - Lamb



841B South Mackenzie Ave
Williams Lake, B.C. V2G 3X8

PH: 250-392-2363

Fax: 250-392-2333


margettsmeats@gmail.com

SPECIAL CATEGORY

357

Team Scarecrow - Maximum \$10.00 spending limit.

This category is open to teams of 2-4 people. We invite you to challenge a group of friends and have some fun with it. The Scarecrow should be between 1 – 2 meters (3 – 6 feet), but remember that you have to transport it. There is a maximum amount of \$10.00 allowed to purchase supplies. Recycled or reused parts are encouraged to be used with this project. Competitors may be asked to provide receipts. Your scarecrow must be able to be displayed either inside or outside. As this is being opened up to accommodate groups, there will be no points awarded for this category. Please use SPECIAL registration form: available in this book or www.biglakecountryfair.ca Entry forms will also be available at registration table. There is a \$5.00 entry fee for this class. The proceeds from the entry fee, for this category, will make up the Jackpot prize and the winning team will take the Jackpot.



\$5.00 entry fee

Scarecrow Entry Form

Big Lake Country Fair (August 16th 2025)

Entries accepted from 4:30 pm to 8 pm Friday, August 15th 2025



Team Entry \$5.00 *Open to all ages. Team leader must be 16 years of age or older.*

Leader: _____ Names: _____

Names: _____ Names: _____

Team name: _____ Contact Person: _____

Contact Phone number: _____

1. Teams must consist of at least two members, with a maximum of four.
2. Height of entry must be between (approx. 1—2 meters) 3 to 6 feet.
3. Entries must be self supporting.
4. Maximum \$10.00 spending limit per team.
5. Entries, not donated for auction, must be taken home at the end of the fair.

We would like to donate this entry for auction with the proceeds going to the BLCA.

YES

NO

Special Category

357


H&R BLOCK[®]

**Let us help you with
your taxes**

Off Season Hours:
Wednesdays 9am-5pm

250-392-6101

19B 2nd Ave North
Williams Lake
Across from CIBC parking lot



SECTION 4 - FOOD PRESERVATION (Domestic Science)

RULES

- An exhibitor may enter a class more than once, clearly naming the variety of each entry.
- Dried / dehydrated herb / spices (Class 450) maximum 8 different herbs / spices.
- All preserves must be in commercial canning jars, sealed with removable lids.
- Jams and jellies must be in jars no larger than a pint, sealed with removable lids.
- "Odd" jars and wax seals may not be used for canned food. Containers may be opened at the discretion of the judges and may be tasted / sampled.
- Exhibits must be labeled, showing the contents, date processed and where possible, the variety.
- Fruits used may be domestic or wild.
- All exhibits must have been processed within the last 12 (twelve) months.

TIPS FOR EXHIBITORS

- Sealers with metal lids and screw bands need not be new but they must be in new condition. Apply new bands at show time. A little vinegar in the wash water will help the glass to shine. It is easier to can perfect pints than perfect quarts and either is acceptable.
- Labels should be clean and neat stating the date packed, the contents, and where possible, the variety (e.g. July 31, 2025, Pears - Bartlett). Use of commercial pectin or sugar substitute should be stated on the label.
- Flavour should not be confused with sweetness. A light to medium syrup is desirable on fruit. A small quantity of lemon juice will enhance the flavour and help keep the colour bright. Canned vegetables should not have a flat taste.
- Jams should have good natural colour with the pulp evenly distributed throughout the height of the jar. There should be no jelly at the bottom or liquid on top. Berry jam should not have too many seeds. Jams should be soft without granules and be easy to spread.
- Jellies should be as near as possible to the colour of the fruit from which it is made, and should be transparent with no sediment. When unmolded, it should retain its shape and quiver. It should not be rubbery or granular and should cut with a shiny smooth edge.
- Canned fruits should be approximately 1/3 liquid and 2/3 fruit. The fruit should not float on top. Prick fruits such as plums and cherries with a fine needle to prevent the skin from splitting.
- When preparing fruits for canning, peel and place the fruit in a brine bath (1 tsp. salt to 1 quart water) to keep it from browning. Clean fruit of any small particles of pulp that may form sediment in the jar.

(continued)

SECTION 4 - FOOD PRESERVATION (Domestic Science) (continued)

TIPS FOR EXHIBITORS (continued)

- Ascorbic acid (Vitamin C) may be added to fruit to prevent discolouration before processing begins.
- Carefully arranged fruit will gain points for appearance.
- Vegetables must be processed in a pressure canner. Very attractive arrangements can be made with some vegetables and judges will award points for such extra care. Vegetables should retain their original shape and colour should be natural. The liquid should be clear and free of sediment.
- Colour of pickles and relishes should be natural for the produce used. Poor colour is often due to overcooking. Clear liquid should be really clear, not muddy. The sauce on mustard pickles should not separate.
- Container for dehydrated foods/spices must be in glass jar.
- Honey should be packed in 500 ml or larger glass or plastic container.

IMPORTANT - Read the GENERAL RULES and TIPS

CANNING

401	Applesauce, canned	405	Canned fruit – any other kind
402	Apricots, canned	406	Canned tomatoes - any way
403	Cherries, canned	407	Canned vegetables, any kind
404	Peaches, canned	409	Canned fish

JAMS, JELLIES and SYRUPS

410	Apricot jam	413	Fruit jam, - any other kind
411	Raspberry jam	414	Fruit jelly - any kind
412	Strawberry jam	415	Fruit syrup - any kind

PICKLED PRESERVES


420	Antipasto	423	Pickles, dill (3" to 4") or (7.5cm to 10cm)
421	Salsa	424	Pickles, any other kind
422	Relish, any kind		

DRIED/DEHYDRATED

450	Herb/Spices (2 tbsp)
451	Vegetables/Fruits (2 cups)
452	Meat/Jerky

HONEY

471	Extracted Honey
-----	-----------------



Your one stop shop
for all your
ranching needs!



Calving
Fencing
Seeding

**BEAVER VALLEY
FEEDS**

250-392-6282

1050 Mackenzie Avenue South
Williams Lake, BC



SECTION 5 - HOME BAKING

RULES

- Only one entry per class per exhibitor.
- No mixes are allowed, unless specifically indicated.
- Standard size pans should be used for breads and pies. Cakes must be removed from the pan(s). Remove muffin liners or any other wrappings used in baking. Display entries on paper plates or foil covered cardboard.
- Entries must be covered with clear wrap.
- Entries will be judged according to the standards set out by the Ministry of Agriculture.

TIPS FOR EXHIBITORS

1. Entries are judged on general appearance, texture, flavour and aroma. All foods should be simple and of high quality. Fancy decorations are not desirable in most classes and should not be used unless called for in the program.
2. Flavour is the most important characteristic of home baking. It should be a well blended mixture of ingredients but no one ingredient should dominate. Flavour should be mild. Commercial flavourings and spices should be used with care.
3. Foods should never be overcooked but should be evenly brown in colour, both top and bottom.
4. Judges may disqualify entries that do not conform to the program. Exhibit exactly the number of pieces called for in the program. Six rolled cookies means exactly six and they should be true rolled cookies. Unless otherwise stated, such an entry will be all of one variety.
5. If a pan is used, bread should be about twice the height of the pan. Colour should be evenly light brown, both top and bottom and there should be no obvious glaze or flour on the crust. Bread should be made by hand unless otherwise stated
6. Cookies should be baked individually and not have to be broken apart. Cookies must be even in colour and all cookies in an entry must be the same colour, size and shape. Crisp cookies must be crisp. No decorations, unless they are typical of the cookies.
7. Every muffin in an entry must be the same size, shape and colour. The top should be well rounded with no peaks. Muffins should be moist, light in weight for their size and free from air tunnels. Over-mixing is a common cause of failure.
8. Baking powder biscuits should be approximately 2" in diameter by 1 1/2" high. They should be evenly brown in colour, with the top even or slightly curved, unglazed and without flour on the surface. Flaky biscuits that are light for their size are preferred. Spots on the crust or interior are due to improper mixing.
9. Fresh fruits shrink in volume when cooked. It may be advantageous to use wholly or partially cooked fruits in a pie, then the top crust will rest on top of the filling.
10. Fillings for a one crust pie, such as lemon, must be homemade. Commercial fillings are not allowed.
11. The meringues used in one crust pies should be attached to the pastry around the entire pie. It should not be sugary or have drops of moisture on the surface. Drops of moisture are caused by too much sugar. Meringue should not have a crust which sticks to the cutting knife, should cut smoothly and hold its shape. A small amount of baking powder or cream of tartar and lemon juice (or vinegar) will keep the meringue soft.

IMPORTANT - Read the GENERAL RULES and TIPS

Schochaneetqua Angus



T **Todd Marchant and Pam McGuinness** **T**
M Box 106, Big Lake Ranch, BC, VOL 1G0 **M**
Tel: (250) 243-2086 • Email: ptm243@xplornet.ca

Breeding Purebred Black Angus Cattle for over 30 years



1.250.486.8052

Ms. Jamie Jordan

Feels Like Home

by jamie

Pre-Sale : Post Purchase
Reno Refresh : Estate Sale Home Prep
Small projects welcomed!

jamiiegayle50@gmail.com

Interior Painter dedicated to customer service.

* References Available * Senior Friendly *

Williams Lake & Area



Echofar Lake Taxidermy



By Dan Benisch

GAME HEADS
RUGS
LIVE MOUNTS
SKULL CLEANING

BIG LAKE, BC
250 243 2354

SECTION 5 - HOME BAKING (continued)

YEAST BREADS

500	Bread, white – 1 loaf	503	Bread, fancy sweet dough – 1 loaf
501	Bread, whole wheat – 1 loaf	504	Bread Machine made – 1 loaf
502	Bread, specialty – 1 loaf		

YEAST ROLLS and BUNS

510	Rolls, white – qty 6	512	Buns, sweet dough – qty 3
511	Rolls, whole wheat – qty 6		

QUICK BREADS

520	Loaf, any kind – qty 1	523	Baking powder biscuits – qty 6
522	Muffins, any kind – qty 6		

PIES and TARTS

531	Pie, 2 crust, any kind	534	Tarts, any one kind - qty 6 (handmade shell)
532	Pie, 1 crust, any kind (except crumb crust)	535	Pastry, any other - qty 6 (handmade shell)
533	Pie, crumb crust, any kind		

CAKES

540	Cake, carrot, frosted	543	Cake, double layer, any other, filled and iced/frosted
541	Cake, single layer, iced	544	Cake, decorated – mix allowed
542	Cake, chocolate, double layer, filled and iced/frosted	546	Cake, any other

COOKIES and SQUARES

551	Cookies, rolled, one kind – qty 6	554	Cookies, unbaked, one kind – qty 6
552	Cookies, dropped, one kind – qty 6	555	Squares, any kind – qty 6
553	Cookies cut out, – qty 6 (may be shaped by hand or with mold)		

CHOCOLATES and CANDY

561	Chocolates or Truffles - qty 6	562	Candy, any kind - qty 6
-----	--------------------------------	-----	-------------------------

Inst\$tant Cash BackSM



Instant joy.

**Walk in with your taxes.
Walk out with your money.**

For more information, speak to an
H&R Block Tax Professional today

Williams Lake Location

19B 2nd Ave North

250-392-6101



H&R BLOCK[®]

SECTION 6 - NEEDLEWORK and SEWING

RULES

- Only one entry per class per exhibitor.
- Where garments are entered, size must be on exhibit tag.
- Entries need not be new, but **must be clean!**
- Entries must not have been previously exhibited at the Big Lake Country Fair.

TIPS FOR EXHIBITORS

1. All articles must be clean (washed or dry-cleaned) and starched if necessary. All traces of transfer or pattern must be removed or covered.
2. All articles must be finished in the appropriate manner and be wrinkle-free. Rolls of tissue paper put in any folds will keep the article in good condition during transport.
3. All hand-made articles should be hand-finished and there must be no raw edges or basting threads visible.
4. There should be no knots in threads or wool and no ends of threads or wool should show.
5. Mitered corners are usually used where two hems of equal width come together (e.g. tablecloths).
6. With few exceptions, any exhibited article should be finished and ready to use.
7. In sewing, all seams must be even, straight and of suitable width. Seams must be finished. Seams on some fabrics need no further treatment.
8. The finishing of a quilt is very important, the back should have no puckers.
9. There must be no knots in embroidery. To start a thread, a few running stitches should be taken within a motif in such a way that they will be covered with embroidery. The ends of the thread may be neatly worked into the reverse of the motif. Work details such as flower centers first, and then cover these thread ends when doing larger parts of the design. Thread should never be carried across the back of the work, nor carried more than 1/4" within the same motif without being woven into the stitches. The exception is work on gingham.
10. Embroidered pictures need not be framed before judging, but should have all raw edges neatly turned in and stitched in a temporary manner.
11. Machine embroidery may be used with decorative effect on utility items such as tea towels, aprons and children's wear. Some quite attractive and novel effects may be achieved when used to create pictures and wall hangings.
12. The sewing together of a knitted garment is most important. Machine stitching of seams is not acceptable. Weaving, over-casting and back-stitching are all acceptable. Stitches should be small, neat and not bulky. Rows of knitting and pattern parts must coincide.
13. Infant wear should be practical and have nothing that would be harmful to an infant. A pair of mittens or booties is considered to be one piece. Pieces must match and may be decorated with ribbon.
14. Crocheted lace may be mounted (attached to a suitable material), unmounted or make up the whole article.
15. Doilies and small pieces are best when starched and show to advantage when attached to a colored paper background, but this must not keep the judge from examining the back side.

16. Afghans, bedspreads and tablecloths made in sections or squares must be sewn or crocheted together well enough to withstand wear, washing and handling. Parts of the design must match perfectly and the seams must lie flat. The edges must be finished in a suitable manner.
17. Latch-hooked rugs on canvas should have a 2" (5 cm) strip turned to the face on the two ends and the hooking done through the double canvas. The salvage edges should be whipped with the background wool so that no canvas shows. The pile should be even and there should be no long ends of wool on the surface of the rug.

IMPORTANT - Read the GENERAL RULES and TIPS

601	Crochet craft - any article (e.g. toy, doll)	604	Crochet - small item (e.g. doilies, pillow tops)
602	Crochet garment - any article	606	Crochet baby blanket
603	Crochet - large item (e.g. table cloth, bed spread)	607	Crochet afghan

KNITTING - Except as otherwise noted, items must be knitted by hand.

610	Knitted adult garment - any item	615	Knitted socks
611	Knitted child's garment - any item	616	Knitted toy, doll, or doll clothes
612	Knitted baby set	617	Knitting - any other item (e.g. slippers, mitts, etc.)
613	Knitted baby blanket	618	Knitting by machine - any item
614	Knitted afghan		

KC Taxidermy
 By Kristin & Charlie Peasley
 5250 Ridge Road
 Big Lake Ranch, BC
 VOL1G0
 (780)835-8059

*taxidermy
 *tanning
 *skull cleaning
 *skinning
 *salt & ship





Big Lake Store & Pub

9am - 8pm



Pub Hours

Wed. 10am - 8pm

Fri. Sat. Sun 11am - 8pm



CANADA



POSTES

POST

CANADA

SECTION 6 - NEEDLEWORK and SEWING (continued)

SEWING

620	Clothing - any	625	Stuffed toy
623	Baby item - any	626	Sewing - any other item
624	Household (e.g. cushion, potholders) - any item		

QUILTING - Quilted items may be hand or machine pieced, appliquéd, embroidered or a combination of these.

635	Quilted wall hanging	638	Bed quilt - any size
636	Quilted garment	639	Quilted item - any other
637	Baby quilt		

EMBROIDERY - Except as otherwise noted, items must be embroidered by hand, and the back of the work must be accessible for judging. (ie: left open where applicable)

641	Cross stitch - any item	644	Needlework - any framed
642	Needlepoint (counted cross, petit point, quick point) - any item	645	Machine embroidery - any item

RECYCLING - Indicate what the exhibited item was made from on the exhibit tag. (e.g. If the item made is a blouse, mark "made from a dress". A rug may be "made from old clothes".)

651	Fabric, something new from some-	652	Yarn, something new from something
-----	----------------------------------	-----	------------------------------------

OTHER NEEDLEWORK

661	Hooked rug or wall hanging	663	Christmas decoration for table, wall or tree - any item (may be a set)
662	Braided rug		

SECTION 7 - ARTS and CRAFTS

RULES

- Only one entry per class per exhibitor.
- Entries must not have been previously exhibited at the Big Lake Country Fair.
- Items consisting of a pair or set must be entered as one exhibit.
- Cover any visible signatures on articles.
- Art work must be mounted on matte cardboard or framed with provision for hanging.

TIPS FOR EXHIBITORS

1. Articles must be complete (e.g. a table top is incomplete without legs).
2. A hand-made article in which all parts are hand-made is superior to one in which some manufactured items have been used. (e.g. hand-made mountings for rock jewelry, hand-made drawer pulls or hinges, hand-made lamp shades for lamps)
3. Hand-made leather articles may be plain, carved or tooled and the material may be left natural, dyed or tinted. Weight and variety of leather must be suitable to the article.
4. Pottery may be worked by hand or on a potter's wheel and then finished. The bottom of articles will be examined for workmanship.
5. Rock articles, such as a table top or a desk stand with pens, may be made in whole or in part from rock.
6. The finish of all kinds of woodwork must be suitable to the object and all parts must be treated. However, the underneath part of shelves, for example, need not be as well finished as the exposed surfaces. A satin finish is generally more suitable than high gloss. Stain or wax is acceptable on figurines.
7. Weaving may be of wool, linen, cotton, man-made fibers or any combination of these. The threading should be correct and joins in the weft should be made at the edges, neatly clipped.

IMPORTANT - Read the GENERAL RULES and TIPS.

ART WORK

701	Charcoal, pencil or ink - any subject	704	Tole painting - any subject
702	Painting - water colours - any subject	707	Original art work - any medium
703	Painting, oils or acrylics - any subject		

WOODWORKING

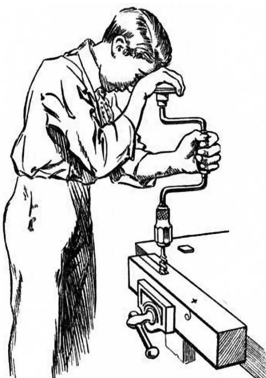
711	Children's toy or article	713	Wood carving—any article
712	Furniture—any article	714	Woodworking—any other article

RECYCLING - The main part of the exhibit must be made from recycled materials; it may be finished with new materials. For section 722, item must be made from 100% recycled materials. On the exhibit tag, note what the item was made from.

721	Something new from something old	722	100% recycled
-----	----------------------------------	-----	---------------

GENERAL HOBBIES

731	Candle craft - any item	738	Best collection (e.g. spoons, stamps)
732	Christmas decoration for table, wall or tree - any item	739	Scrapbooking (two page spread)
733	Doll or toy making - any item	740	Metalwork – any item
734	Greeting cards, handmade - any medium	741	Jewelry – any item
735	Pottery - any item	742	Beadwork - any article
736	Weaving, original hand woven - any item	743	Hobby – any other (e.g. basket weaving, leather work, paper tole, plaster craft, shell craft)
737	Wreath or swag		





Wilkie & Co
PREMIUM CUTTING BOARDS

Custom cutting boards, charcuterie boards and laser etching
Corporate gifts, wedding party gifts and awards

Mark Wilkie

For pricing please message me at 778-881-5664
or email: mark@wccuttingboards.com



Williams Lake Realty

COLGATE SISTERS

Real Estate Team

Pauline Smith

250-302-1785



Lynda Colgate

250-302-9430



SPRUCELEE CONSTRUCTION LTD.

Building Trust Since 1972

2075 North Lakeside Drive
Williams Lake, Tel: 250-392-3621



- Residential Design & Build
- Renovations
- Commercial
- Industrial

Visit us online at:
www.sprucelee.com

SECTION 8 - PHOTOGRAPHY

RULES

- Competition is open to all amateur photographers. Exhibitors may enter two photos per class, clearly marking the entries as "A" and "B".
- Copies of one photograph may be entered in different classes.
- Photographs must have been taken within the last two years and must not have been awarded a prize in a previous contest.
- Photographs must be individually mounted on poster paper. Photographs must be 4" x 6" (10cm X 15cm) or with a maximum size of 8"X10" (20.32 cm X 25.4 cm).
- NO FRAMES ALLOWED. Poster paper or matte must not exceed more than 1 inch (2.54 cm) from edge of photo on all sides. The number of entries to be displayed makes this rule necessary.

TIPS FOR EXHIBITORS

1. Keep the camera steady.
2. Get closer to your subject.
3. Place the main subject off center. Keep it simple.
4. Show people doing something.
5. Express a feeling/ mood in your photograph.
6. Look for dramatic lighting and try different viewpoints.
7. Arrange your scene before you shoot.

IMPORTANT - Read the GENERAL RULES and TIPS.

801	Animals and/or birds, domestic or wild	810	Winter - outdoors
802	Children	811	Digitally enhanced - any creation
805	Black and white or sepia	812	Photo - any other
806	Landscape	813	Sunrise / sunset
807	Portrait - single person	814	Action / sports
808	Flowers		

Photography Fun Facts:

One billion photos are taken every year.

The oldest surviving photograph is almost 200 years old.

The first color photograph was taken in 1861.

The world's most expensive camera sold for \$2,700,000.




ZIRNHELT Timber Frames

COMPLETE CUSTOM BUILDS,
LOCKUP OR
TIMBER FRAME PACKAGES



CONTACT US

WWW.ZTFRAMES.COM | 250-296-3499 | ADMIN@ZTFRAMES.COM

CHBA QUALIFIED NET ZERO BUILDER



Community Groups



Practices:

Wednesday 7:30pm / Fire Hall



Bobby-Jo Kowalski



Join 4-H Today!



Ages 6 to 19

Danielle Kugelstadt

250 243 2232 or on

Big Lake Christian Fellowship



Sunday Service at 10am

For location check our Facebook page, or call Cyndie James at 250-243-2143



BLCA

Let's grow our Community together



Big Lake Public Library

Lower level - Community Hall

Hours: Mon 10-4 / Thurs 12-6

Seasonal Groups



Heritage Market

May to Sept

Held monthly at the Heritage Site
on Pritchard Road.
Lea 250-243-2257 or



Floor Curling

When: late Winter - early Spring

Big Lake Community Hall

Watch Newsletter for startup



PLAYGROUP

Mon & Wed. 8:30 to 10am
(except holidays)

Big Lake Community Hall

Cabin Fever Coffee



CABIN FEVER

Lower level—Community Hall

Mid-winter time frame

Badminton



Join in the fun at the hall.

Watch newsletter for start times.



COMMUNITY DINNER

Check for this on
Facebook.



Big Lake Community Hall



Located along the shores of
beautiful Big Lake.



Offering:

Full kitchen facilities

Bar facilities

Stage

Place settings for 100+

Raised covered veranda

Landscaped area ideal for
photographing your special
occasion

Competitive rates:

Call 250-243-2385 for bookings or enquiries
email: BLCA_CareTaker@biglakeranch.ca

BLCA

WHAT IS THE
BIG LAKE
COMMUNITY
ASSOCIATION?

OUR COMMUNITY ASSOCIATION IS AT THE CENTRE OF ALL THAT HAPPENS IN BIG LAKE. IT OVERSEES THE FIRE HALL, COMMUNITY HALL, HERITAGE SITE AND MEMORIAL PARK. ALL COMMUNITY ASSETS WE SHARE.

Under the BLCA, committees work to plan events and maintain our community spaces.

- The Heritage Committee maintains and improves the heritage site, while hosting summer markets.
- The Memorial Park Committee maintains the park beautifully.
- Event-based committees organize exciting events like the fishing derby.
- Board directors work to offer community initiatives such as the welcome wagon, newsletter, community dinners, and more.

For more info, secretaryblca@gmail.com.

FOLLOW BLCA
FACEBOOK PAGE

WWW.FACEBOOK.COM/BIGLAKERANCHBC

The BLCA is run by a board of 14 elected members. Each month they hold a meeting open to all members. Meeting times are posted in the newsletter calendar.



Annual membership is \$5
Send your name, PO box,
phone number and payment
to Treasurer Cindy Swan
Box 68

You have a choice You can either

THROW IN THE TOWEL,

Or you can use it to

WIPE THE SWEAT OFF YOUR FACE.



Plan ahead, start early.

The fair will be here before you know it!